

GATE LATCH ALDROPS



NBH 101
Aldrop Brass-1

FEATURES

Size: 8"/10"/12"
Thickness: 12-16 mm
Finish: Brass



NBH 102
Aldrop Brass-2

FEATURES

Size: 8"/10"/12"
Thickness: 12-16 mm
Finish: Brass



NBH 103
Aldrop Brass-3

FEATURES

Size: 8"/10"/12"
Thickness: 12-16 mm
Finish: Brass



NBH 104
Aldrop Riveted

FEATURES

Size: 6"/8"/10"/12"
Thickness: 9-13 mm
Finish: BCP / ZP



NBH 105
Aldrop Deluxe

FEATURES

Size: 6"/8"/10"/12"
Thickness: 10-14 mm
Finish: BCP



NBH 106
Aldrop Welcome

FEATURES

Size: 8"/10"
Thickness: 12-14 mm
Finish: BCP



NBH 107
**Aldrop Welcom
(Brass/Gold)**

FEATURES

Size: 8"/10"
Thickness: 10-14 mm
Finish: Brass Golden



NBH 108
Aldrop Dual Cut

FEATURES

Size: 12"
Thickness: 16 mm
Finish: BCP / ZP



NBH 109
Aldrop Dual Cut-2

FEATURES

Size: 12"
Thickness: 16 mm
Finish: Powder Coated
Color: Yellow / Silver / Brown



NBH 110
Aldrop Scoop Type-1

FEATURES

Size: 6"/8"/10"
Thickness: 10 mm
Finish: BCP / ZP



NBH 111
Aldrop Scoop Type-2

FEATURES

Size: 6"/8"/10"
Thickness: 10 mm
Finish: BCP / ZP



NBH 112
Aldrop Scoop Type-3

FEATURES

Size: 6"/8"/10"
Thickness: 10 mm
Finish: BCP / ZP

TOWER & PAD BOLTS



NBH 201
Tower Bolt Aluminium

FEATURES

Size: 3"/4"/5"/6"
Thickness: 10-12 mm
Finish: S.S. / Aluminium



NBH 202
Tower Bolt Brass

FEATURES

Size: 3"/4"/5"/6"
Thickness: 3/8" - 1/2"
Finish: Brass / BA



NBH 203
Tower Bolt S.S.

FEATURES

Size: 3"/4"/5"/6"
Thickness: 3/8" - 1/2"
Finish: S.S.



NBH 204
Tower Bolt (ZP)

FEATURES

Size: 3"/4"/5"/6"
Thickness: 9-12 mm
Finish: ZP



NBH 205
Tower Bolt Self Locking

FEATURES


Size: 3"/4"/5"/6"
Thickness: 10 mm
Finish: BCP / ZP / PC



NBH 206
Brenton Bolt

FEATURES

Size: 4"/6"
Thickness: 10-12 mm
Finish: BCP / ZP / PC



NBH 207
Tower Bolt (Black)

FEATURES

Size: 3"/4"/5"/6"
Thickness: 9-12 mm
Finish: ZP / PC



NBH 208
Tower Bolt Heavy

FEATURES

Size: 6"
Thickness: 10-12 mm
Finish: BCP / PC



NBH 209
Tower Bolt Extra Heavy

FEATURES


Size: 6"
Thickness: 10-12 mm
Finish: BCP / PC



NBH 301
Pad Bolt Heavy

FEATURES

Size: 6"/8"
Thickness: 10 mm
Finish: BCP / PC



NBH 302
Pad Bolt Heavy Coloured

FEATURES

Size: 6"/8"
Thickness: 12-14 mm
Finish: PC
Colour: Yellow, Orange, Black



NBH 303
Pad Bolt Extra Heavy

FEATURES

Size: 6"/8"
Thickness: 12-14 mm
Finish: BCP / PC

HINGES



NBH 401
Piano Hinges

FEATURES

Size: 3300 / 3500 mm
Thickness: 0.5-0.6 mm
Finish: BCP / GZP



NBH 402
Tee Hinges PC

FEATURES

Size: 100 / 150 mm
Thickness: 1.5-2.0 mm
Finish: Powder Coated



NBH 403
Tee Hinges

FEATURES

Size: 100 / 150 mm
Thickness: 1.5-2.0 mm
Finish: BSP / ZP / SC



NBH 404
Cup Board Hinges

FEATURES

Dia: 35 mm
Angle: 165° Opening
Finish: BCP



NBH 405
Butterfly Hinges

FEATURES

Size: 100 / 127 / 152 mm
Thickness: 1.5-2.0 mm
Finish: Brass / SS / BA



NBH 406
Bed Angle Hinges

FEATURES

Size: 3"/4"/5"/6"
Thickness: 2.0-2.9 mm
Finish: BCP / ZP / SC



NBH 407
Butt Hinges Brass

FEATURES

Size: 3"/4"
Thickness: 1.7-2.0 mm
Finish: Brass



NBH 408
Butt Hinges Steel

FEATURES

Size: 2"/2-1/2"/3"/4"
Thickness: 1.5-2.5 mm
Finish: BCP / ZP / SC



NBH 409
Butt Hinges Bearing

FEATURES

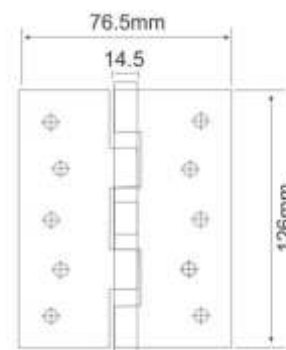
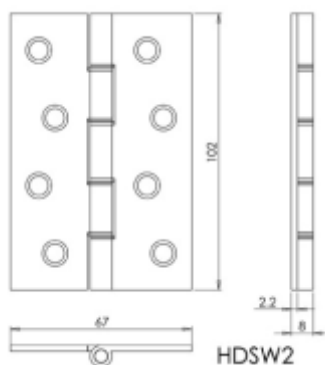
Size: 4"/5"/6"
Thickness: 2.5-3.5 mm
Finish: SS / BA



NBH 410
Bar Type Hinges

FEATURES

Size: 3/4"/1"/1.25"/1.5"/2"
Thickness: 17-40 mm
Finish: ZP / SC



Details mentioned are for reference only, they subject to change.

MORTISE HANDLES



NBH 501
B.S. 01

FEATURES

Size: 7"/8"
Finish: BS



NBH 502
B.A. 01

FEATURES

Size: 7"/8"
Finish: BA



NBH 503
C.P. 01

FEATURES

Size: 7"/8"
Finish: CP



NBH 504
B.B. 01

FEATURES

Size: 7"/8"
Finish: BB



NBH 505
B.S. 03

FEATURES

Size: 7"/8"
Finish: BS



NBH 506
B.A. 03

FEATURES

Size: 7"/8"
Finish: BA



NBH 507
B.R. 03

FEATURES

Size: 7"/8"
Finish: BR



NBH 508
B.B. 03

FEATURES

Size: 7"/8"
Finish: BB



NBH 509
B.B. 04

FEATURES

Size: 7"/8"
Finish: BB



NBH 510
C.A. 04

FEATURES

Size: 7"/8"
Finish: CA



NBH 511
C.P. 04

FEATURES

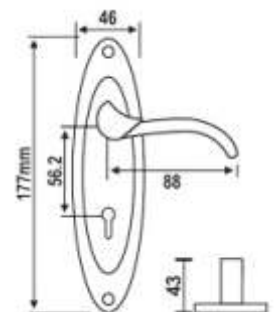
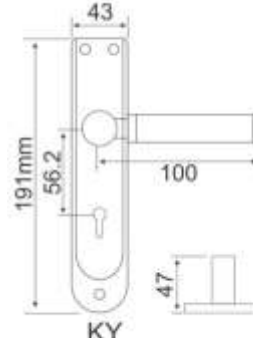
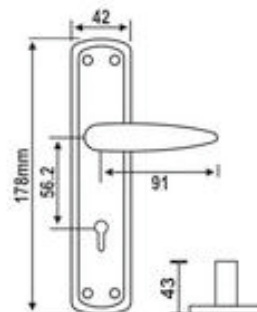
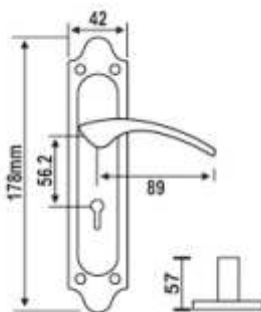
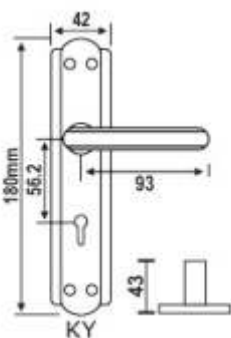
Size: 7"/8"
Finish: CP



NBH 512
B.S. 05

FEATURES

Size: 7"/8"
Finish: BS



Details mentioned are for reference only, they subject to change.

MORTISE HANDLES



NBH 513
B.A. 06

FEATURES

Size: 7"/8"
Finish: BA



NBH 514
B.R. 06

FEATURES

Size: 7"/8"
Finish: BR



NBH 515
B.B. 06

FEATURES

Size: 7"/8"
Finish: BB



NBH 516
B.S. 02

FEATURES

Size: 7"/8"
Finish: BS



NBH 517
C.P. 02

FEATURES

Size: 7"/8"
Finish: CP



NBH 518
B.R. 02

FEATURES

Size: 7"/8"
Finish: BR



NBH 519
BRASS HANDLE
TYPE 1

FEATURES

Size: 6"/8"
Finish: Brass



NBH 520
ALUMINIUM
HANDLE TYPE 1

FEATURES

Size: 6"
Finish: SS



NBH 521
ALUMINIUM
HANDLE TYPE 2

FEATURES

Size: 6"
Finish: Aluminium



NBH 522
BRASS HANDLE
TYPE 2

FEATURES

Size: 6"/8"
Finish: Brass



NBH 523
BRASS HANDLE
TYPE 3

FEATURES

Size: 6"/8"
Finish: Brass



NBH 524
BRASS HANDLE
TYPE 4

FEATURES

Size: 6"/8"
Finish: Golden Anodized

DOOR LOCKS



NBH 701
LOCK BODY
CY4 BL
FEATURES

Big Pin Cylindrical Lock
Size: 45x85mm



NBH 702
LOCK BODY
CY LB
FEATURES

Big Pin Cylindrical Lock
Size: 45x85mm



NBH 703
LOCK BODY
SMALL BISC
FEATURES

Small Pin Cylindrical Lock
Size: 45x70mm



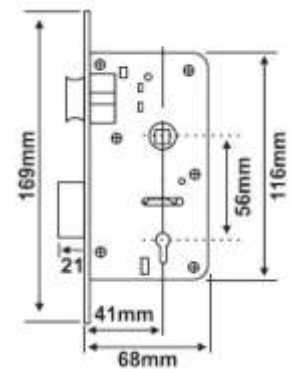
NBH 704
LOCK BODY
KY3 BL
FEATURES

Double Action
Size: 70mm



NBH 705
LOCK BODY
TYPE 1
FEATURES

Lever: 6
Size: 65mm



NBH 706
PIN CYLINDER (OSK)
FEATURES

Size: 60, 70, 80, 90, 100MM
Material: Brass



NBH 707
PIN CYLINDER (BSK)
FEATURES

Size: 60, 70, 80, 90, 100MM
Material: Brass



NBH 708
PIN CYLINDER (Coin Cut)
FEATURES

Size: 60MM
Material: Brass



NBH 709
RIM LOCK
FEATURES

Size: Standard
Keys: SS Ultra 3 Keys / Regular Keys
Finish: BCP / SS



NBH 710
NIGHT LOCK
FEATURES

Size: Standard
Keys: SS Ultra 3 Keys / Regular Keys
Finish: PC



NBH 711
RIM LOCK
FEATURES

Size: Standard
Keys: SS Ultra 3 Keys / Regular Keys
Finish: PC

IRON MONGERY




GARRAGE BOLT



SUFFOLK LATCH



**MILD STEEL NECKED
TOWER BOLT**



FOOT BOLT



**BLACK ANTIQUE SCROLL
STRAIGHT DOOR BOLT**



AUTO LATCH



T-HINGES



STRAP HINGES



WIRE HASP



HAND RAIL



CORNER



**MONKEY
TAIL BOLT**



OVAL PAD BOLT



RING GATE LATCH



BOW HANDLE BOLT



SHELF BRACKET



NBH 801
CABINET HANDLE

FEATURES

Size: 4"/6"/8"/10"
Thickness: 9-12 mm
Finish: SS / BCP



NBH 802
CHEST HANDLE

FEATURES

Size: 4"
Thickness: 1-1.65 mm
Finish: BCP / ZP



NBH 803
PAD LOCKS

FEATURES


Size: 80 / 90 mm
Keys: 2/3 Brass Keys
Finish: BCP



NBH 804
MULTI PURPOSE LOCK

FEATURES

Size: Standard
Thickness: 2/3 Keys
Finish: BCP



NBH 805
MS COAT HOOKS

FEATURES

Size: 4-12 Hooks
Thickness: 0.9-2.0 mm
Finish: BCP / PC



NBH 806
BRASS BALL CATCH

FEATURES

Size: S/M/L
Finish: Brass



NBH 807
PVC MAGNET CATCH

FEATURES

Size: S/M/L
Finish: Powder Coated



NBH 808
CURTAIN PIPE

FEATURES

Dia: 3/4"-1"
Length: 10' / 12'
Finish: BCP / ZP / PC



NBH 809
CURTAIN BRACKET

FEATURES

Size: Standard
Thickness: 0.9-1.5 mm
Finish: BCP / ZP / PC



NBH 810
DOOR CLOSER

FEATURES

Size: Standard
Bearing Load: 40-55 kg
Finish: PC



NBH 811
HOLD FAST

FEATURES

Size: 3+1 - 8+1
Thickness: 0.75 - 3 mm
Finish: BCP / ZP



NBH 812
HASP & STAPLE

FEATURES

Size: 3"/4"/5"/6"
Thickness: 0.7-1.75 mm
Finish: BCP / PC